



Input List

Input	Instrument	Mic/DI	Stand
1.	Kick Drum	House	
2.	Snare Drum		
3.	Hi-Hat		
4.	Rack Tom 1		
5.	Rack Tom 2		
6.	Floor Tom 1		
7.	Floor Tom 2		
8.	Over Head Left		
9.	Over Head Right		
10.	Click line	DI (House)	-
11.	Bass Guitar	XLR Out	-
12.	Rhythm Guitar	Mic (House)	
13.	Acoustic Guitar	DI (House)	-
14.	Lead Guitar	XLR Out	-
15.	Vocal Phil (bass)	(Supplied)	Boom
16.	Lead Vocal Bryan	(Supplied)	Straight
17.	Vocal John (Ld Guitar)	(Supplied)	Boom
18.	Vocal Jim (Drums)	(House)	Boom
Notes <ul style="list-style-type: none"> • Drummer is Left Handed • Bryan's In Ear Rig and Wireless Mic receiver are Stage Right near his amp. • House supplies all mic stands and cables . 			

Sound Person Text Contact Info:

Please supply the band with Text/Phone information for the soundman. Send to TheMachineSeattle@gmail.com or text to 425-501-9084.

Monitor Information:

It's preferable if the band can do their own in-ear monitor mix via ipad/iphone app. In order to keep the band out of the sound person's way, please email the following information to the band **prior to their arrival**. Please send the information to TheMachineSeattle@gmail.com:

- Network name
- Network login
- IP Address
- App that the sound crew is using
- Aux channels for each band member

Video:

Whenever possible, The Machine likes to run video on the screens in the venue whenever possible (ie, animations with the band's logo and contact information). Access to an HDMI connection on or near the stage would be appreciated. If the venue already has video production planned for the show that's fine. Our logo is available online at www.TheMachineBand.com/promo.htm



Bass Power Drop
Direct Line



2nd Guitar Power Drop



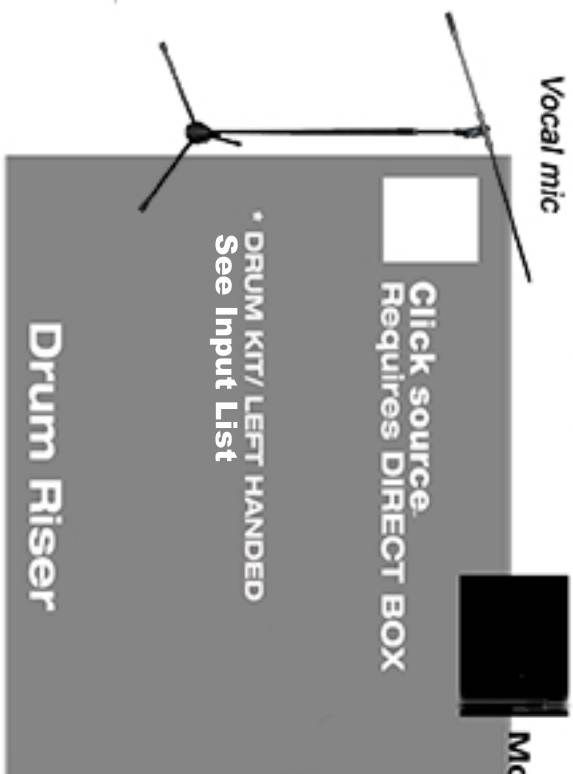
Direct line for acoustic
guitar



(Singer has In Ears &
Wireless Rigs stage right)



Drums Power Drop



Vocal mic

Monitor



Ld Guitar Power Drop



Vocal mic

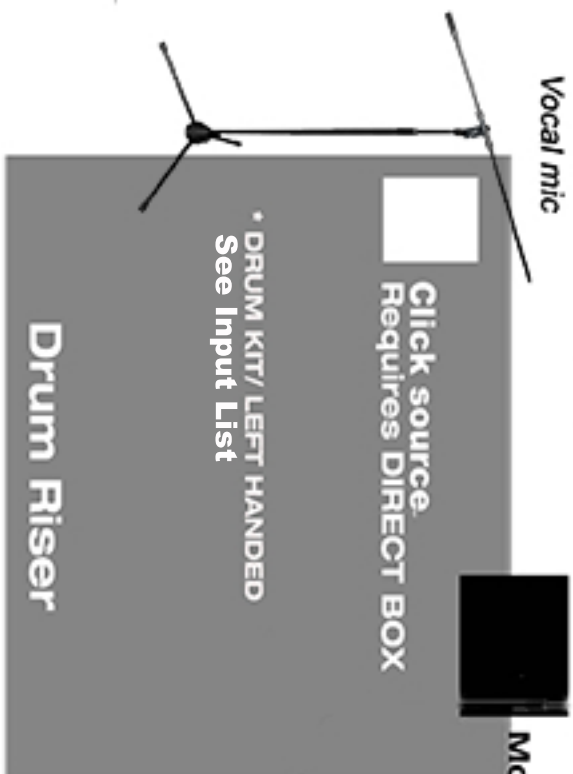
(supplied)



House Wedge



Drums Power Drop



Vocal mic

Monitor




Ld Guitar Power Drop



Vocal mic

(supplied)



Lead guitarist wedge
(supplied)



2nd Guitar Power Drop



No wedge necessary

Ld Guitar Power Drop